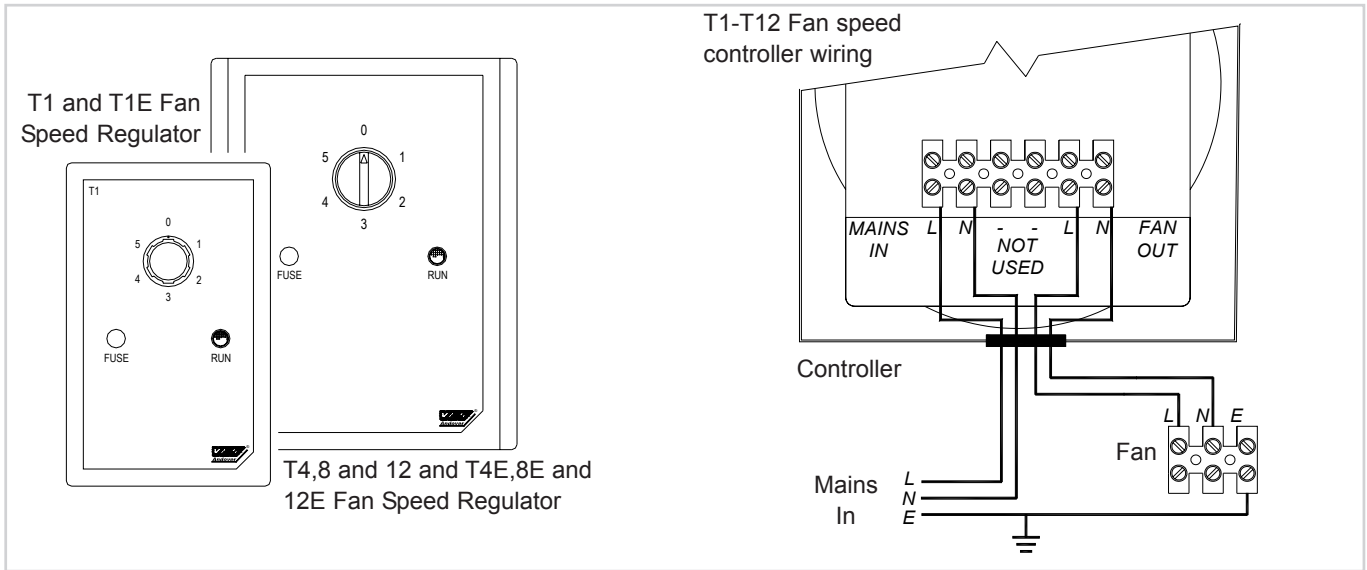




T1-T12 & T1E-T12E Toroidal Tapped Transformer Fan Speed Regulator

Installation and Commissioning Instructions



Specification

The T1-12 controller range provides manual speed control of fans using Toroidal Tapped Transformers.

Maximum ambient temperature: 30°C

Input voltage: 230 VAC ±10% 50Hz.

Output fuse: T1 - T2A 20 x 5, T4 - T5A 20 x 5,
T8 - T10A 20 x 5, T12 - T12.5A 1 ¼ x ¼

IP Rating IP20

Maximum temperature on any mounting surface: 35°C

Output voltage: 0 - 230 VAC 50Hz.

Fuse

Fused supplies to the controllers have to be rated to allow for the in-rush current of the fan and transformer.

Recommended sizes, 'C' Type MCB or HRC Fuses.

Rating: T1 - 5A, T4 - 10A, T8 - 16A, T12 - 32A

Installation

All installations must be carried out to ensure compliance with the Health and Safety at Work Act and all other applicable regulations.

- The controller must only be fitted in a safe position where it is not in contact with any moisture, chemicals or solvents.
- Firmly secure the base of the controller to a suitable surface. Use only the base supplied as other types will compromise the integrity of the controller.
- Install the wiring to the base of the controller. Ensure that the cables are clamped where necessary, and an appropriate cable gland is used.
- Wire terminal block supplied with controller - to supply and fan. Ensure correct wiring and that a good earth connection has been made.
- Carry out electrical safety tests for earth continuity.
- Fit front plate to base.
- Check that fan is correctly installed and that the local isolator is on.
- Turn the supply on.

Once this is complete, adjusting the main control knob should vary the fan speed.


Ensure the end user is aware of the correct usage of the fan.

The T1-T12E speed controllers do not feature On/Off override switches, as this option is controlled by the unit. This is a safety feature when used with a heater, to allow the fan to continue to run after the heater has been switched off, clearing residual heat from the unit.



The T1-T12 speed controllers have On/Off switches, and should not be used when a heater is included in the system.

This unit complies with EN61000-6-3:2001, EN61000-6-4: 2001

WEEE Directive



At the end of their useful life the packaging and product should be disposed of via a suitable recycling centre.
Do not dispose of with normal household waste.
Do not burn.

IMPORTANT  

This product contains no servicable parts. Opening the unit exposes hazardous voltages

When enquiring after or ordering spares contact VES Spares Department, quoting the sales order (SO) number and unit type as found on the unit nameplate.

Telephone 08702 40 43 40
Fax 08702 40 45 50



PLEASE ENSURE THAT THIS DOCUMENT IS PASSED ON TO THE END USER.

We reserve the right to alter the specification without notice

©VES Andover Ltd. 2006

No part of this publication may be photocopied or otherwise reproduced without the prior permission in writing of VES Andover Ltd.

WARNING



It is normal for the front panel to become warm in use.